

GEBRAUCHSANLEITUNG
INSTRUCTIONS FOR USE
NOTICE D'EMPLOI
ISTRUZIONI PER L'USO
INSTRUCCIONES PARA EL USO
GEBRUIKSAANWIJZING

HD 600



HD 600

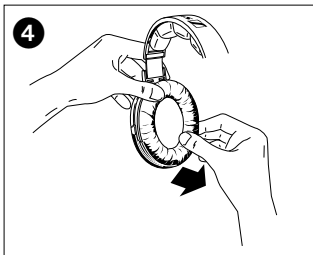
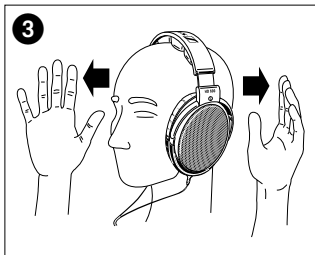
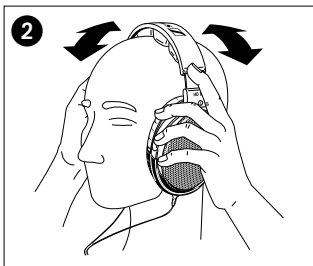
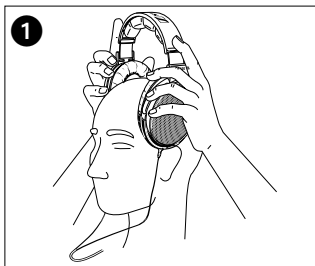
- Audiophile „open-aire“, dynamic stereo headphone
- Diaphragm optimized using laser interferometry, no standing waves undesirable diaphragm distortions are virtually non-existent
- Computer-optimized magnet system to minimize transducer distortion and intermodulation
- Lightweight aluminum voice coil for clear, transparent sound
- Powerful neodymium-ferrous rare earth element magnet system for improved audio performance
- Excellent wearing comfort due to the elliptical shape of the earpads
- Oxygen-Free Copper signal cable reinforced with kevlar fibers for strength and contact noise elimination
- Balanced, full frequency reproduction offers fatigue-free musical enjoyment
- Connects directly to quality hi-fi components, especially compact disc and digital tape machines

TECHNICAL DATA

Frequency response	16 - 30.000 Hz (-3 dB) 12 - 38.000 Hz (-10 dB)
Acoustic principle	dynamic, "open-aire"
Frequency curve	diffuse-field loudness equalization
Nominal impedance	300 Ω
Sensitivity at 1 kHz	97 dB
Power handling capability	0.2 W as per DIN 45580
THD (as per DIN 45500)	≤ 0,1 %
Sound coupling to the ear	circumaural
Headphone caliper pressure	approx. 2.5 N
Weight (without cable)	260 g
Plug	3.5 / 6.3 mm ø stereo jack
Connecting cable	OFC signal cable, 3 m

The earpads have to be replaced from time to time for hygienic reasons.
Earpads (1 pair), Order No. 50635.

Subject to alterations.



- 1** Hörer aufsetzen und einrichten
 + Put on the headphones and adjust the headband
2 Mettre les écouteurs et ajuster l'arceau du casque
 Applicare e preparare la cuffia
 Poner y instalar el casco
 Koptelefoon opzetten en instellen

- 3** Beim Hören Hände nicht an die Kapseln legen!
 Do not cover the transducers!
 Ne pas couvrir les transducteurs!
 Durante l'ascolto non appoggiare le mani sulle capsule!
 No poner las manos al casco durante la escucha
 Tijdens het luisteren niet met de handen
 aan de oordoppen komen!

- 4** Polster wechseln
 Replacing the earpads
 Remplacement des coussinets d'oreille
 Sostituire i cuscinetti
 Cambiar elrellano
 Het verangen van de oorkussentjes

- 5** Kabel wechseln
 How to change the cables
 Changer les cables
 Sostituire i cavi
 Cambiar el cable
 Het verangen van de kabel

