

Gebrauchsanleitung
User's Guide
Mode d'Emploi
Istruzioni per l'uso
Modo de empleo

MKH 70 P 48



Contents

Brief description	10
Putting into service	11
Power supply and connections	
Setting the pre-attenuation and filters	12
Technical data	13
Recommended accessories	15
Powering and connection possibilities	15

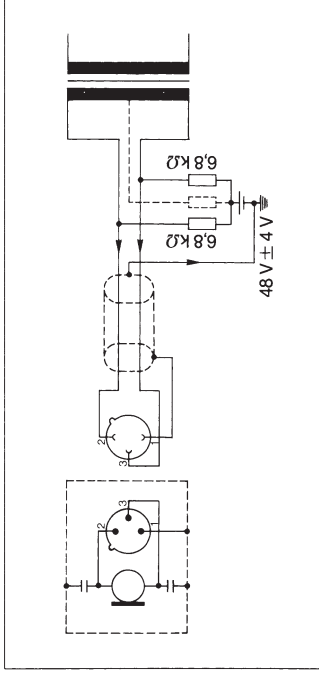
Brief description

The MKH 70P48 is a high-frequency condenser microphone with supercardioid / lobe characteristics.

Its features include:

- Low noise level, making possible high-dynamic recordings
- Uniform directional characteristic
- Wide frequency response range
- Electronically balanced output
- Pad switch (– 10 dB attenuation)
- Defeatable filters (roll-off and presence)

Putting into service



Power supply and connections

The MKH70P48 is designed for use with a phantom power supply between 44 and 52 V, as prescribed in DIN 45 596.

Plug: 3-pole
XLR
balanced

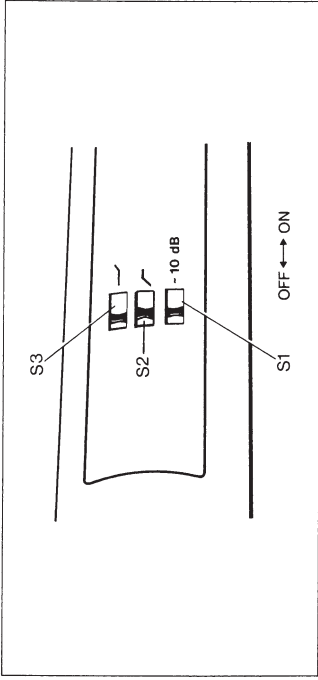
Wiring: balanced

Impedance: 150 Ohm

Min. terminating impedance: 1000 Ohm

See page 15 for powering and connection possibilities.

Note: Extension cables should, if possible, be inserted between the power supply unit and the audio recorder or mixer. Total cable length should not exceed 200 m. At greater lengths the cable capacitance will affect microphone frequency response at the upper end of the response range.



Setting the pre-attenuation and filters

Pre-attenuation (S1)

Pad switch **S1** is used to attenuate microphone sensitivity by 10 dB. This feature should be used only when the microphone input at downline equipment is not designed to handle the high microphone output voltages generated at high sound pressure levels (which would result in distortion).

Setting the roll-off filter (S2)

The MKH 70 P 48 is equipped with a switchable roll-off filter to avoid low-frequency interference due to handling or wind noise.

The effect of the roll-off filter on the frequency response is shown on page 14. Regardless of the setting of switch **S2**, a cut-off filter is effective below 70 Hz to suppress disturbances due to low-frequency air or body noises (subsonic signals).

Setting the presence filter (S3)

The presence filter serves for compensation of losses at the high frequency end due to propagation loss and windscreens. The effect of the filter on the frequency response is shown on page 14.

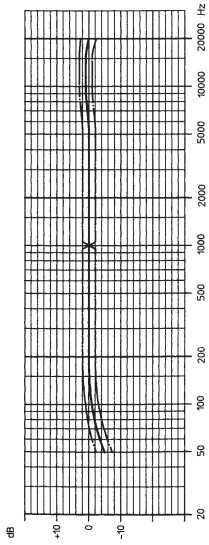
Technical data

Acoustic principle	pressure gradient / interference receiver
Directional characteristic	supercardioid / lobe
Frequency response range	50 to 20 000 Hz
Free-field, no-load transmission factor at 1 kHz	50 mV / Pa (15 mV / Pa) ± 28 dBV (-38 dBV)
Equivalent sound pressure level as per DIN 45 500, curve A	8 dB (15 dB)
as per DIN 45 405 / CCIR 468	20 dB (26 dB)
Max. sound pressure level	123 dB (133 dB)
Output	balanced
Nominal impedance	150 Ohm
Min. terminating impedance	1000 Ohm
Pre-attenuation	10 dB, defeatable

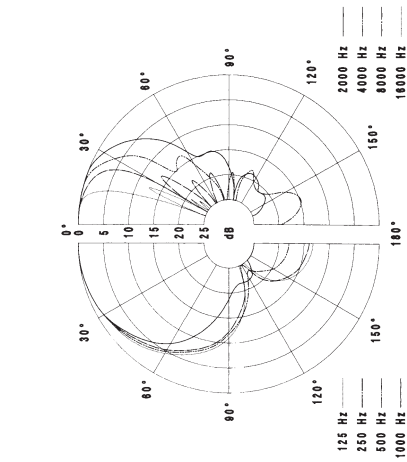
Low-cut filter	18 dB / oct. below 50 Hz
Roll-off filter	additional 3 dB attenuation at 70 Hz
Presence filter	5 dB emphasis at 10 kHz
Power supply	phantom supply as per DIN 45 596
Supply voltage	44 to 52 V
Supply current	2 mA
Dimensions in mm	25 \varnothing x 410
Weight	approx. 180 g
Standard equipment	1 MKH 70 P 48 microphone

Values in brackets with pad switch in position - 10 dB.
Subject to alterations.

Frequency response



Polar diagram

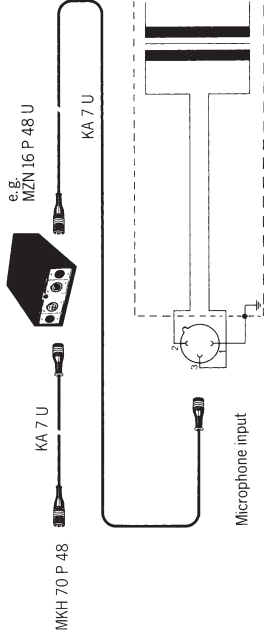


Recommended accessories


Shock mount + pistol grip	MZS 20-1 (Art.-No. 03609)
Windscreen	MZW 70-1 (Art.-No. 03608)
Windscreen coat	MZW 70-1 (Art.-No. 03225)
Shock mount	MZS 40 (Art.-No. 03017)
Wind and pop screen	MZW 71 (Art.-No. 03195)
Quick release clamp	MZQ 40 (Art.-No. 33173)
Battery supplied powering adapter	MZA 14 P 48 U (Art.-No. 02960)
Power supply	MZN 16 P 48 U (Art.-No. 01241)

Powering and connection possibilities

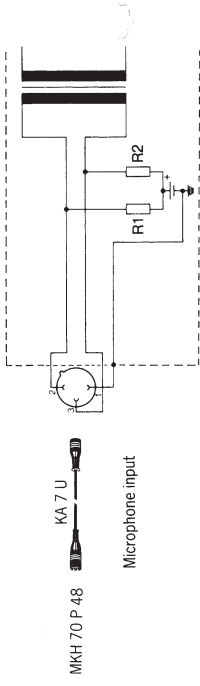
Connecting to balanced, floating microphone inputs



Connecting to unbalanced microphone inputs



Connecting to mixers and audio recording decks with phantom voltage supply



MKH 70 P 48

KA 7 U

Microphone input

Sennheiser electronic GmbH & Co.KG
Telefon: 0 51 30 / 6 00-0
Telefax: 0 51 30 / 6 00-3 00
D-30900 Wedemark

Printed in Germany Publ. 2/93 47767/A02