

Platform Document Camera

AVerVision SPB350

Real-time Motion Delivery





Real-time Motion Delivery

AVerVision SPB350 is an industry-first platform document camera equipped with an outstanding 5M pixel CMOS sensor and unmatched 160X total zoom with quick Auto Focus. With such powerful features, even the smallest items can be displayed in fine detail and authentic colors. What's more, its high-speed 30fps will allow you to display any real-time motion such as drawing, chemical experimenting, dissecting, and writing with incredible smoothness to satisfy even your most demanding audience.

SPB350 comes with great many other advanced features to further enhance presentations or teaching. Full HD 1080p (1920x1080) output resolution, Continuous Capture, Split Screen, Picture-in-Picture, AVerPresenter, just to name a few. In addition, SPB350 also allows you to display an extended range of items such as X-ray slides and films with its embedded light box.





Authentic Image and Real-time Motion

With SPB350's industry-leading 5M pixel CMOS sensor, all images can be shown in authentic and vivid colors, a high level of quality very few document cameras can achieve. The powerful 30fps also guarantees you effective displays of smooth, real-time videos without any jerking motions. What's more, SPB350 offers a superior resolution of almost 2M pixels (1600x1200) for captured images, and supports Full HD 1080p (1920x1080) output resolution!



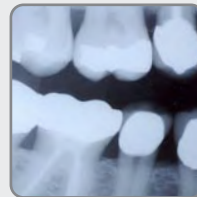
No Details Will Be Missed

With the patented 20X AVer Optical Zoom™ combined with 8X digital zoom, AVerVision SPB350 offers an incredible 160X total zoom. You will never miss any details from now on. The patented AVer Optical Zoom™ is similar to general optical zoom performance which enables you to see clearly even the smallest details.



Embedded Light Box

The built-in 5" x 4" light box provides a versatile platform for all your presentation needs. The illumination from the base allows display of transparencies, slides, photo films and x-rays, all of which can be captured and displayed by the exceptional 5M pixel camera.



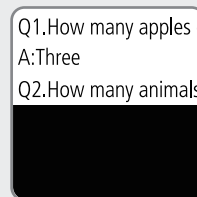
Premium Image Quality

SPB350's Auto Image function allows you to automatically adjust White Balance and Exposure with one touch. Combined with the quick Auto Focus capability, no time will be wasted on struggling to get the best image quality during your teaching or presentation.



Rich Add-ons

SPB350 is loaded with valuable features such as Split Screen and Picture-in-Picture, which allows simultaneous comparison of saved images and live images for you to analyze and understand the relationship between two objects. AVerPresenter, a unique feature SPB350 provides, includes AVerVisor and AVerBox, both of which allow you to cover up portions of screen until you wish to reveal them. Teachers may hide the answers under questions until they have been answered correctly, or simply emphasize the most important part of what they are displaying. The powerful Continuous Capture function enables you to set time intervals to capture and record images continuously. Teachers can relate back to the saved images and share with students in a presentation.



AVerVisor



AVerBox

Versatile Software

The bundled AVerVision software is revamped for easier control while collaborating with interactive whiteboards during presentations. The USB transmission rate is enhanced up to 20fps, which significantly reduces image blur or distortion when you perform a live demo or use the Annotation tools to add notes, overlay text, create drawings, and highlight important details. In addition, the Networking feature provides the access for users to remotely control document cameras in the local area network (LAN) to facilitate cross-room discussion and sharing. This new software also makes it possible for you to remotely observe your experiments. Combined with the Continuous Capture, you can remotely observe lab experiments and capture observation images continuously in preferred time intervals and then save directly onto PC or MAC. This way, you can effortlessly observe experiments even if you are not in the lab!






AVerVision SPB350

Product Specifications

Image Sensor	1/2.5" color image sensor
Total Pixels	5M Pixels
RGB Output Resolution	Full HD 1080p (1920x1080) (max)
Lens	F3.5; f= 6-60mm; Auto Focus
Zoom	160X Total Zoom (20X AVer Optical Zoom™ + 8X Digital Zoom)
Frame Rate	30fps (Max.)
Focus	Auto/ Manual
Shooting Area	310mm x 233mm
Image Rotation	Electronic Rotation 0°/ 90°/180°/270°/360°
Image Storage	Built-in Memory (Max: 80) SD card slot (supports 16MB-2G card capacity)
On-Screen Display (OSD)	Provided
Image Effect	Color/ B&W/ Negative/ Mirror/ Freeze
Image Adjust. (White Balance & Exposure & Night View)	Auto/ Manual
AVerPresenter	Provided (AVerVisor and AVerBox)
Split Screen	Provided (Vertical & Horizontal)
Picture-in-Picture	Provided
Display Mode	Text/ Graphics/ High Frame/ Microscope
Capture Mode	Single/ Continuous
Profile	Provided
Timer	Provided
Flicker Filter Control	2 Levels
Remote Control	Provided (With Laser Pointer)
DVI-I Output	Provided
RGB Input/Output	Provided (15-Pins D-sub, Pass Through)
S-Video, Composite Video Output	Provided (NTSC or PAL)
RS-232 Port	Provided
USB 2.0 Port	Provided (PC Camera/ Mass Storage)
Light Source	Embedded LED Lamp
Dimension	Operating: 480mm x 380mm x 505mm Folded: 480mm x 380mm x 150mm
Net Weight	7kg (15.4 lb)
Power Source	AC/DC 100-240V, 50-60 Hz
Warranty	3 Year Limited Parts and Labor *1
Certifications	FCC, CE
Compatible Operating Systems	
Windows®	2000 (SP4), XP (SP2), Vista (32-bit or 64-bit)
Macintosh®	OS 10.3 (Panther), OS 10.4 (Tiger), OS 10.5 (Leopard)
Package Content	
AVerVision SPB350	Remote Control with Batteries
Power Adapter & Cord	User Manual
VGA Cable	AVerVision Software CD
S-Video Cable	Warranty Card
USB Cable	Dust Cover
RCA Cable	Anti-Glare Sheet

*1 Please refer to warranty card



Optional Accessories



Microscopic Adapter

Distributor / Dealer :



Patent No: Taiwan 276904 / Japan 3122844 / Taiwan 317592 / Taiwan 311053 / Taiwan 290434
 ©2008 by AVerMedia INFORMATION, Inc.
 All rights reserved. No part of this document may be reproduced, transmitted, transcribed, stored in a retrieval system, or transmitted in any form, or translated into any language by any means (Electronic, mechanical, photocopying, recording, or otherwise) without the prior written permission of AVerMedia. Information in this document is subject to change without notice. The information contained herein, is to be considered for informational purposes only and shall not be considered legally binding. "AVerMedia" is a trademark (or registered trademark) of AVerMedia INFORMATION, Inc. Other trademarks used herein for description purpose only belong to each of their companies.
 Made in Taiwan 200808

