



MODEL C

Spring Roller Type Screen

SPECIFICATION DATA

DA-LITE SCREEN COMPANY, INC.
 3100 North Detroit Street
 Post Office Box 137
 Warsaw, Indiana 46581-0137
 Phone: 574-267-8101
 800-622-3737
 Fax: 574-267-7804
 Toll Free Fax: 877-325-4832
 www.da-lite.com
 e-mail: info@da-lite.com

SUGGESTED SPECIFICATIONS: _____ projection screen(s), _____ (H) x _____ (W), wall or ceiling mounting type. To have black masking borders standard on flame retardant and mildew resistant fiberglass fabric, mounted on a ball bearing rigid steel spring roller. Fabric to be permanently attached to roller. To have powder coated white 21-gauge steel case with flat back design. To have heavy-duty end caps concealing roller ends with steel inner plates to support roller and provide added case strength. End caps shall form sturdy brackets for wall or ceiling installations. Bottom of screen shall be formed into pocket holding tubular metal slat. A steel pull bail shall be attached to the slat. The ends of the slat shall be protected by heavy duty plastic caps. Bumper stops shall be built into case to prevent slat wedging inside case. A 6' pull cord with plastic knob is included.

Matte White: Horizontal seam required when both dimensions exceed 10'.

Video Spectra 1.5, High Contrast Matte White and Silver Matte: Available in sizes where both dimensions do not exceed 8'.

High Power®: Available in sizes up to 9' x 12'. Horizontal seam required when both dimensions exceed 6'.

VIDEO (NTSC 4:3) FORMAT DIMENSIONS

| Viewing Area | | Nominal Diagonal | | A - Overall Length of Case | | B - Between Hanger Eyes | | Approx. Ship. Wt. | |
|--------------|-----------|------------------|-----|------------------------------------|-----|-------------------------------------|-----|-------------------|------|
| H x W | Cm | In. | Cm | In. | Cm | In. | Cm | Lbs. | Kg |
| 43" x 57" | 109 x 145 | 72" | 183 | 63 ¹ / ₈ " | 160 | 61 ⁵ / ₈ " | 157 | 33 | 15.0 |
| 50" x 67" | 127 x 170 | 84" | 213 | 73 ¹ / ₈ " | 186 | 71 ⁵ / ₈ " | 182 | 36 | 16.3 |
| 60" x 80" | 152 x 203 | 100" | 254 | 87 ⁵ / ₁₆ " | 222 | 85 ¹³ / ₁₆ " | 218 | 42 | 19.1 |
| 69" x 92" | 175 x 234 | 120" | 305 | 99 ⁵ / ₁₆ " | 252 | 97 ¹³ / ₁₆ " | 248 | 50 | 22.7 |
| 87" x 116" | 221 x 295 | 150" | 381 | 123 ⁵ / ₁₆ " | 313 | 121 ¹³ / ₁₆ " | 309 | 58 | 26.3 |
| 105" x 140" | 267 x 356 | 180" | 457 | 147 ⁵ / ₁₆ " | 374 | 145 ¹³ / ₁₆ " | 368 | 69 | 31.3 |
| 120" x 160" | 305 x 406 | 200" | 508 | 167 ⁵ / ₁₆ " | 425 | 165 ¹³ / ₁₆ " | 421 | 74 | 33.6 |

HDTV (16:9) FORMAT DIMENSIONS

| Viewing Area | | Nominal Diagonal | | A - Overall Length of Case | | B - Between Hanger Eyes | | Approx. Ship. Wt. | |
|--------------|-----------|------------------|-----|------------------------------------|-----|-------------------------------------|-----|-------------------|------|
| H x W | Cm | In. | Cm | In. | Cm | In. | Cm | Lbs. | Kg |
| 45" x 80" | 114 x 203 | 92" | 234 | 87 ⁵ / ₁₆ " | 222 | 85 ¹³ / ₁₆ " | 218 | 42 | 19.1 |
| 52" x 92" | 132 x 234 | 106" | 269 | 99 ⁵ / ₁₆ " | 262 | 97 ¹³ / ₁₆ " | 248 | 49 | 22.2 |
| 54" x 96" | 137 x 244 | 110" | 279 | 103 ⁵ / ₁₆ " | 262 | 101 ¹³ / ₁₆ " | 258 | 51 | 23.1 |
| 58" x 104" | 147 x 264 | 119" | 302 | 111 ⁵ / ₁₆ " | 283 | 109 ¹³ / ₁₆ " | 279 | 55 | 25.0 |
| 65" x 116" | 165 x 295 | 133" | 338 | 123 ⁵ / ₁₆ " | 313 | 121 ¹³ / ₁₆ " | 309 | 62 | 28.1 |
| 78" x 139" | 198 x 353 | 159" | 404 | 147 ⁵ / ₁₆ " | 374 | 145 ¹³ / ₁₆ " | 370 | 69 | 31.3 |

16:10 WIDE FORMAT DIMENSIONS

| Viewing Area | | Nominal Diagonal | | A - Overall Length of Case | | B - Between Hanger Eyes | | Approx. Ship. Wt. | |
|--------------|-----------|------------------|-----|------------------------------------|-----|-------------------------------------|-----|-------------------|------|
| H x W | Cm | In. | Cm | In. | Cm | In. | Cm | Lbs. | Kg |
| 50" x 80" | 127 x 203 | 94" | 239 | 87 ⁵ / ₁₆ " | 222 | 85 ¹³ / ₁₆ " | 218 | 49 | 22.2 |
| 60" x 96" | 152 x 244 | 113" | 287 | 103 ⁵ / ₁₆ " | 262 | 101 ¹³ / ₁₆ " | 258 | 55 | 24.9 |
| 69" x 110" | 175 x 279 | 130" | 330 | 117 ⁵ / ₁₆ " | 298 | 115 ¹³ / ₁₆ " | 294 | 65 | 29.5 |
| 87" x 139" | 221 x 353 | 164" | 417 | 147 ⁵ / ₁₆ " | 374 | 145 ¹³ / ₁₆ " | 370 | 83 | 37.6 |

SQUARE FORMAT DIMENSIONS

| Sizes | | A - Overall Length of Case | | B - Between Hanger Eyes | | Approx. Ship. Wt. | |
|-----------|-----------|------------------------------------|-----|-------------------------------------|-----|-------------------|------|
| H x W | Cm | In. | Cm | In. | Cm | Lbs. | Kg |
| 50" x 50" | 127 x 127 | 53 ¹ / ₈ " | 135 | 51 ⁵ / ₈ " | 131 | 29 | 13.2 |
| 60" x 60" | 152 x 152 | 63 ¹ / ₈ " | 161 | 61 ⁵ / ₈ " | 157 | 34 | 15.4 |
| 70" x 70" | 178 x 178 | 73 ¹ / ₈ " | 186 | 71 ⁵ / ₈ " | 182 | 38 | 17.2 |
| 72" x 72" | 183 x 183 | 75 ¹ / ₈ " | 191 | 73 ⁵ / ₈ " | 187 | 40 | 18.1 |
| 84" x 84" | 213 x 213 | 87 ⁵ / ₁₆ " | 222 | 85 ¹³ / ₁₆ " | 218 | 44 | 20.0 |
| 6' x 8' | 183 x 244 | 99 ⁵ / ₁₆ " | 252 | 97 ¹³ / ₁₆ " | 248 | 48 | 21.8 |
| 8' x 8' | 244 x 244 | 99 ⁵ / ₁₆ " | 252 | 97 ¹³ / ₁₆ " | 248 | 50 | 22.7 |
| 7' x 9' | 213 x 274 | 111 ⁵ / ₁₆ " | 283 | 109 ¹³ / ₁₆ " | 279 | 56 | 25.4 |
| 9' x 9' | 274 x 274 | 111 ⁵ / ₁₆ " | 283 | 109 ¹³ / ₁₆ " | 279 | 58 | 26.3 |
| 8' x 10' | 244 x 305 | 123 ⁵ / ₁₆ " | 313 | 121 ¹³ / ₁₆ " | 309 | 63 | 28.6 |
| 10' x 10' | 305 x 305 | 123 ⁵ / ₁₆ " | 313 | 121 ¹³ / ₁₆ " | 309 | 65 | 29.5 |
| 9' x 12' | 274 x 366 | 147 ⁵ / ₁₆ " | 374 | 145 ¹³ / ₁₆ " | 370 | 71 | 32.2 |
| 12' x 12' | 366 x 366 | 147 ⁵ / ₁₆ " | 374 | 145 ¹³ / ₁₆ " | 370 | 79 | 35.8 |

Overall case length dimensions ±1/4".

Detail dimensional drawings and installation instructions available upon request.


Specifications subject to change without notice.

Custom formats and sizes available upon request.

WHEN ORDERING, MARK APPROPRIATE SELECTIONS:

Select size from charts on the other side.

Select viewing surface:

- Matte White 
- High Contrast Matte White 
- High Power® 
- Video Spectra 1.5 
- Silver Matte 
-  Greenguard® and Greenguard® Children and Schools Certified.

Options:

- Extra Drop available to lower picture area more than normal. Specify total drop at top _____ (black or white) or at bottom _____ (black or white). 13' maximum total surface height including picture area (12' maximum on 200D).
- No. 6 Wall Bracket - extends 6" non-adjustable extension brackets (75# per pair maximum) (black or white).
- No. 11 Wall Bracket - 10" or 14" non-adjustable extension brackets (75# per pair maximum) (black or white).
- No. 23 Adjustable Wall Bracket – extends 10", 14", 15³/₄", 18¹/₄", 20" or 24" (75# per pair maximum) (black or white).
- Pull Rod - 38".
- No borders (Black masking borders standard)
- CSR (Controlled Screen Return)
- Floating Mounting Bracket (black or white). Recommended for drywall installations.
- Ceiling Trim Kit.

| | |
|-------------|-------|
| Project: | _____ |
| Architect: | _____ |
| Phone: | _____ |
| Contractor: | _____ |
| Phone: | _____ |
| Supervisor: | _____ |
| Phone: | _____ |
| Date: | _____ |
| Revised: | _____ |

- Floor Model Available.
 - Floor Stand.
- Carpeted Floor Model Available (black or gray).
- Black case (white standard).

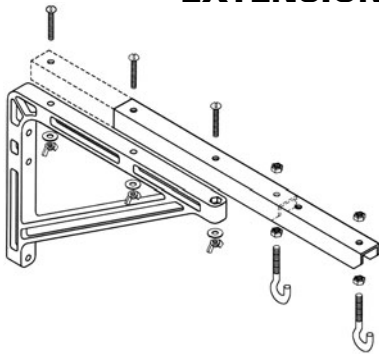
MODEL C

SUGGESTED METHODS OF INSTALLATION

OPTIONAL ACCESSORIES: to provide clearance: Furnish heavy extension wall brackets to mount screen 6" from wall. To provide for keystone elimination: Furnish heavy extension wall brackets to mount screen 10" or 14" from wall or furnish heavy adjustable extension wall brackets to mount screen 10", 14", 15³/₄", 18¹/₄", 20" or 24" from wall.

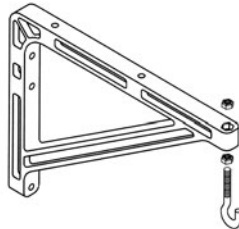
NOTE: Brackets also are used for mounting screen across a corner.

EXTENSION WALL BRACKETS (75# PER PAIR MAXIMUM)



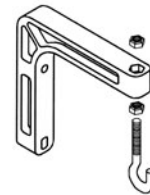
No. 23 ADJUSTABLE WALL BRACKET

Screen can be extended 10", 14", 15³/₄", 18¹/₄", 20" or 24" from wall by wing nut and bolt adjustment.



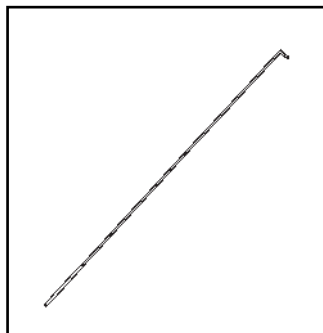
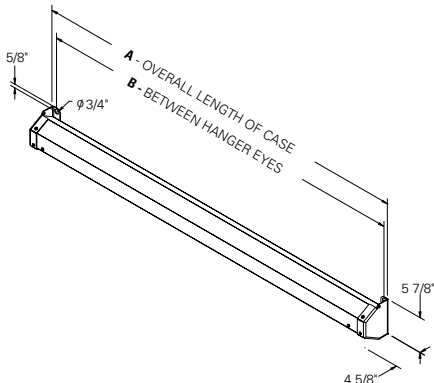
No. 11 WALL BRACKET

Screen can be extended 10" or 14" from wall by changing position of bracket.



No. 6 WALL BRACKET

Screen can be extended 6" from wall.



PULL ROD - 38"

Zinc plated rod with black plastic handle grip allows easy access to screen when mounted out of reach. Also can be used as a pointer.



MODEL C with CSR

CONTROLLED SCREEN RETURN

Spring Roller Type Screen

DA-LITE SCREEN COMPANY, INC.
 3100 North Detroit Street
 Post Office Box 137
 Warsaw, Indiana 46581-0137
 Phone: 574-267-8101
 800-622-3737
 Fax: 574-267-7804
 Toll Free Fax: 877-325-4832
 www.da-lite.com
 e-mail: info@da-lite.com

SPECIFICATION DATA

SUGGESTED SPECIFICATIONS: _____ projection screen(s), _____ (H) x _____ (W), wall or ceiling mounting type. To have black masking borders standard on flame retardant and mildew resistant fiberglass fabric, mounted on a ball bearing rigid steel spring roller. To be equipped with Controlled Screen Return (CSR) to control the return speed of the screen surface back into the case. Fabric to be permanently attached to roller. To have powder coated white 21-gauge steel case with flat back design. To have heavy-duty end caps concealing roller ends with steel inner plates to support roller and provide added case strength. End caps shall form sturdy brackets for wall or ceiling installations. Bottom of screen shall be formed into pocket holding tubular metal slat. A 6' pull cord with plastic knob is included. A steel pull bail shall be attached to the slat. Heavy-duty plastic caps shall protect the ends of the slat. Bumper stops shall be built into the case to prevent slat wedging inside case.

Matte White: Horizontal seam required when both dimensions exceed 10'.

Video Spectra 1.5, High Contrast Matte White and Silver Matte: Available in sizes where both dimensions do not exceed 8'.

High Power®: Available in sizes up to 9' x 12'. Horizontal seam required when both dimensions exceed 6'.

VIDEO (NTSC 4:3) FORMAT DIMENSIONS

| Viewing Area Sizes | | Nominal Diagonal | | A - Overall Length of Case | | B - Between Hanger Eyes | | Approx. Ship. Wt. | |
|--------------------|-----------|------------------|-----|------------------------------------|-----|-------------------------------------|-----|-------------------|------|
| H x W | Cm | In. | Cm | In. | Cm | In. | Cm | Lbs. | Kg |
| 43" x 57" | 109 x 145 | 72" | 183 | 63 ¹ / ₈ " | 160 | 61 ⁵ / ₈ " | 157 | 38 | 17.2 |
| 50" x 67" | 127 x 170 | 84" | 213 | 73 ¹ / ₈ " | 186 | 71 ⁵ / ₈ " | 182 | 42 | 19.1 |
| 60" x 80" | 152 x 203 | 100" | 254 | 87 ⁵ / ₁₆ " | 222 | 85 ¹³ / ₁₆ " | 218 | 49 | 22.2 |
| 69" x 92" | 175 x 234 | 120" | 305 | 99 ⁵ / ₁₆ " | 252 | 97 ¹³ / ₁₆ " | 248 | 53 | 24.0 |
| 87" x 116" | 221 x 295 | 150" | 381 | 123 ⁵ / ₁₆ " | 313 | 121 ¹³ / ₁₆ " | 309 | 66 | 29.9 |
| 105" x 140" | 267 x 356 | 180" | 457 | 147 ⁵ / ₁₆ " | 374 | 145 ¹³ / ₁₆ " | 368 | 73 | 33.1 |
| 120" x 160" | 305 x 406 | 200" | 508 | 167 ⁵ / ₁₆ " | 425 | 165 ¹³ / ₁₆ " | 421 | 82 | 37.2 |

HDTV (16:9) FORMAT DIMENSIONS

| Viewing Area Sizes | | Nominal Diagonal | | A - Overall Length of Case | | B - Between Hanger Eyes | | Approx. Ship. Wt. | |
|--------------------|-----------|------------------|-----|------------------------------------|-----|-------------------------------------|-----|-------------------|------|
| H x W | Cm | In. | Cm | In. | Cm | In. | Cm | Lbs. | Kg |
| 45" x 80" | 114 x 203 | 92" | 234 | 87 ⁵ / ₁₆ " | 222 | 85 ¹³ / ₁₆ " | 218 | 49 | 22.2 |
| 52" x 92" | 132 x 234 | 106" | 269 | 99 ⁵ / ₁₆ " | 252 | 97 ¹³ / ₁₆ " | 248 | 53 | 24.0 |
| 54" x 96" | 137 x 244 | 110" | 279 | 103 ⁵ / ₁₆ " | 262 | 101 ¹³ / ₁₆ " | 258 | 55 | 24.9 |
| 58" x 104" | 147 x 264 | 119" | 302 | 111 ⁵ / ₁₆ " | 283 | 109 ¹³ / ₁₆ " | 279 | 59 | 26.8 |
| 65" x 116" | 165 x 295 | 133" | 338 | 123 ⁵ / ₁₆ " | 313 | 121 ¹³ / ₁₆ " | 309 | 66 | 29.9 |
| 78" x 139" | 198 x 353 | 159" | 404 | 147 ⁵ / ₁₆ " | 374 | 145 ¹³ / ₁₆ " | 370 | 73 | 33.1 |

16:10 WIDE FORMAT DIMENSIONS

| Viewing Area | | Nominal Diagonal | | A - Overall Length of Case | | B - Between Hanger Eyes | | Approx. Ship. Wt. | |
|--------------|-----------|------------------|-----|------------------------------------|-----|-------------------------------------|-----|-------------------|------|
| H x W | Cm | In. | Cm | In. | Cm | In. | Cm | Lbs. | Kg |
| 50" x 80" | 127 x 203 | 94" | 239 | 87 ⁵ / ₁₆ " | 222 | 85 ¹³ / ₁₆ " | 218 | 49 | 22.2 |
| 60" x 96" | 152 x 244 | 113" | 287 | 103 ⁵ / ₁₆ " | 262 | 101 ¹³ / ₁₆ " | 258 | 55 | 24.9 |
| 69" x 110" | 175 x 279 | 130" | 330 | 117 ⁵ / ₁₆ " | 298 | 115 ¹³ / ₁₆ " | 294 | 65 | 29.5 |
| 87" x 139" | 221 x 353 | 164" | 417 | 147 ⁵ / ₁₆ " | 374 | 145 ¹³ / ₁₆ " | 370 | 83 | 37.6 |

SQUARE FORMAT DIMENSIONS

| Sizes | | A - Overall Length of Case | | B - Between Hanger Eyes | | Approx. Ship. Wt. | |
|-----------|-----------|------------------------------------|-----|-------------------------------------|-----|-------------------|------|
| H x W | Cm | In. | Cm | In. | Cm | Lbs. | Kg |
| 60" x 60" | 152 x 152 | 63 ¹ / ₈ " | 160 | 61 ⁵ / ₈ " | 157 | 39 | 17.7 |
| 70" x 70" | 178 x 178 | 73 ¹ / ₈ " | 186 | 71 ⁵ / ₈ " | 182 | 43 | 19.5 |
| 72" x 72" | 183 x 183 | 75 ¹ / ₈ " | 191 | 73 ⁵ / ₈ " | 187 | 45 | 20.4 |
| 84" x 84" | 213 x 213 | 87 ⁵ / ₁₆ " | 222 | 85 ¹³ / ₁₆ " | 218 | 49 | 22.2 |
| 6' x 8' | 183 x 244 | 99 ⁵ / ₁₆ " | 252 | 97 ¹³ / ₁₆ " | 248 | 51 | 23.1 |
| 8' x 8' | 244 x 244 | 99 ⁵ / ₁₆ " | 252 | 97 ¹³ / ₁₆ " | 248 | 51 | 23.1 |
| 7' x 9' | 213 x 274 | 111 ⁵ / ₁₆ " | 283 | 109 ¹³ / ₁₆ " | 279 | 62 | 28.1 |
| 9' x 9' | 274 x 274 | 111 ⁵ / ₁₆ " | 283 | 109 ¹³ / ₁₆ " | 279 | 62 | 28.1 |
| 8' x 10' | 244 x 305 | 123 ⁵ / ₁₆ " | 313 | 121 ¹³ / ₁₆ " | 309 | 66 | 29.9 |
| 10' x 10' | 305 x 305 | 123 ⁵ / ₁₆ " | 313 | 121 ¹³ / ₁₆ " | 309 | 68 | 30.8 |
| 9' x 12' | 274 x 366 | 147 ⁵ / ₁₆ " | 374 | 145 ¹³ / ₁₆ " | 370 | 73 | 33.1 |
| 12' x 12' | 366 x 366 | 147 ⁵ / ₁₆ " | 374 | 145 ¹³ / ₁₆ " | 370 | 81 | 36.7 |

Overall case length dimensions ±1/4".

Detail dimensional drawings and installation instructions available upon request.






Specifications subject to change without notice.

Custom formats and sizes available upon request.

WHEN ORDERING, MARK APPROPRIATE SELECTIONS:

Select size from charts on the other side.

Select viewing surface:

- Matte White  High Contrast Matte White 
- High Power®  Video Spectra 1.5 
- Silver Matte 
-  Greenguard® and Greenguard® Children and Schools Certified.

Options:

- Extra Drop available to lower picture area more than normal. Specify total drop at top _____ (black or white) or at bottom _____ (black or white). 13' maximum total surface height including picture area (12' maximum on 200D).
- No. 6 Wall Bracket - extends 6" non-adjustable extension brackets (75# maximum per pair) (black or white).
- No. 11 Wall Bracket - 10" or 14" non-adjustable extension brackets (75# maximum per pair) (black or white).
- No. 23 Adjustable Wall Bracket - extends 10", 14", 15 3/4", 18 1/4", 20" or 24" (75# per pair maximum) (black or white).
- Pull Rod - 38".
- No borders (Black masking borders standard)

Project: _____

Architect: _____

Phone: _____

Contractor: _____

Phone: _____

Supervisor: _____

Phone: _____

Date: _____

Revised: _____

- Floating Mounting Bracket (black or white). Recommended for drywall installations.
- Ceiling Trim Kit.
- Black case (white standard).

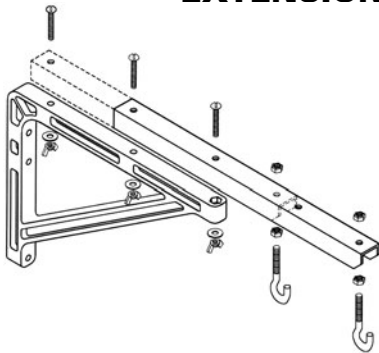
MODEL C WITH CSR

SUGGESTED METHODS OF INSTALLATION

OPTIONAL ACCESSORIES: to provide clearance: Furnish heavy extension wall brackets to mount screen 6" from wall. To provide for keystone elimination: Furnish heavy extension wall brackets to mount screen 10" or 14" from wall or furnish heavy adjustable extension wall brackets to mount screen 10", 14", 15 3/4", 18 1/4", 20" or 24" from wall.

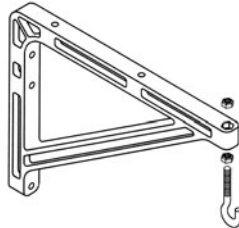
NOTE: Brackets also are used for mounting screen across a corner.

EXTENSION WALL BRACKETS (75# PER PAIR MAXIMUM)



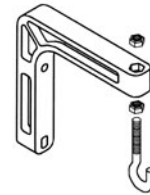
No. 23 ADJUSTABLE WALL BRACKET

Screen can be extended 10", 14", 15 3/4", 18 1/4", 20" or 24" from wall by wing nut and bolt adjustment.



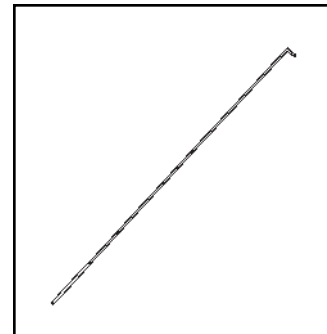
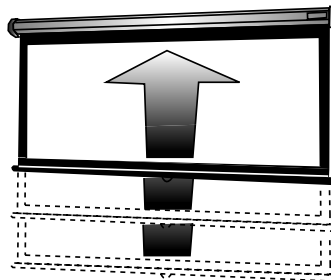
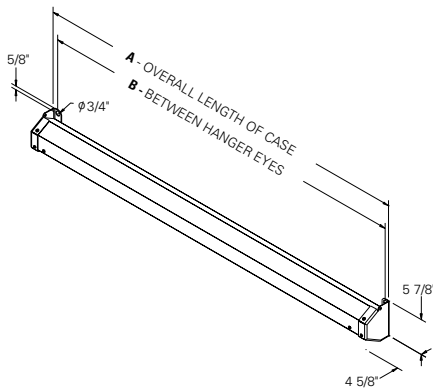
No. 11 WALL BRACKET

Screen can be extended 10" or 14" from wall by changing position of bracket.



No. 6 WALL BRACKET

Screen can be extended 6" from wall.



PULL ROD - 38"

Zinc plated rod with black plastic handle grip allows easy access to screen when mounted out of reach. Also can be used as a pointer.